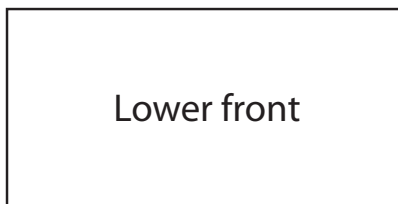

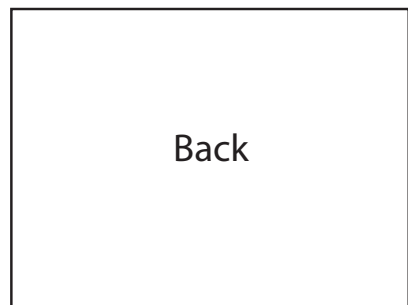


# Zipper Pouch

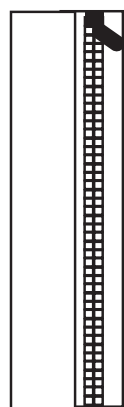

supersimplesewing.com



1. Cut out pattern pieces.




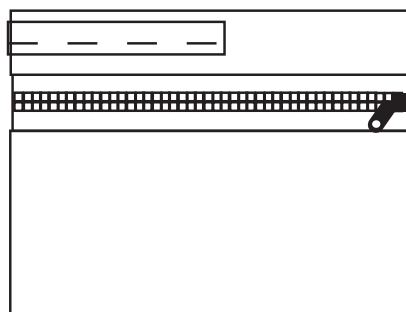
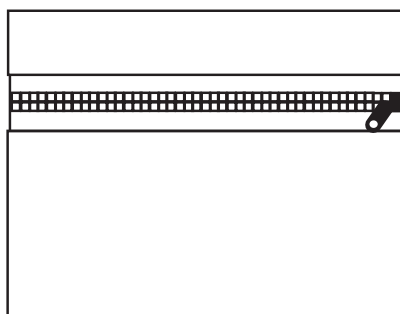
2. Press both long side of strap to center then press in half. Sew along edge.



3. Place right side of upper frond to right side of zipper

4. Sew with 1/2" seam allowance.

5. Fold back and repeat with lower front



6. Make a loop with strap and tack into place

7. Open zipper 1/2 way place right sides together

8. Sew all around then turn

This block  
should be  
1" X 1"

# Back cut 1

**Lower front  
cut 1**

**strap cut 1**

- **upper front cut 1**