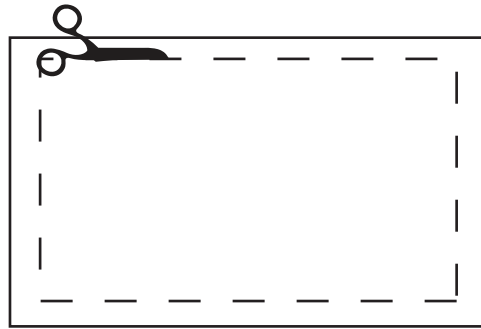
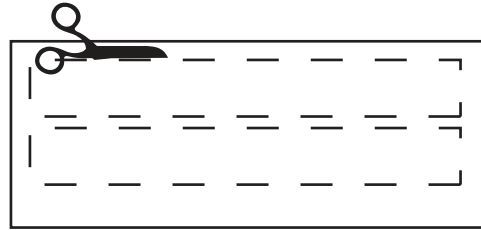



Mark a 37" X 16" rectangle.
Carefully cut out rectangle.



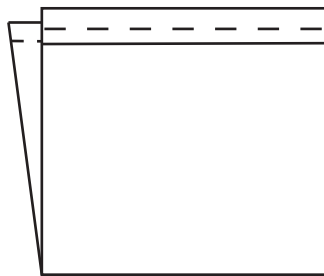
Mark and cut 2
34" X 4" rectangle
for handles.



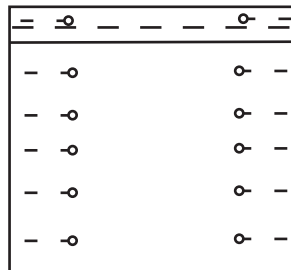
On the short ends of the
large rectangle (the bag)
measure and press 1" to
the wrong side, then repeat
for a double folded hem.
Sew close to edge of fold.



Fold the rectangle in half
with right sides together
as shown.




Pin then sew
1/2" in from each edge.
Back-stitch each end
of seam for security.

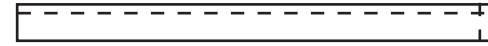


Turn right-side out and press.

For the straps fold in half length wise with rite sides together




Sew 1/2" in down the side to make a tube. Sew across 1 end.



Turn tube right side out and press flat along seam

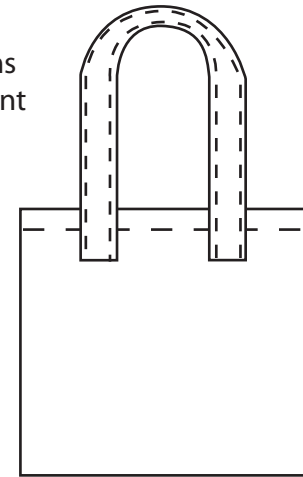
Turn in 1/2" at open end of tube and stitch closed



Top stitch down both long edges about 1/4" or less.



Measure in 3" from side seams
and 1 1/2" down for placement
of straps. Pin in place.
Be sure not to twist straps



Sew strap to bag by
sewing in a square then
with an X for security.

